

----- CHASSIS -----

CHASSIS: KME PREDATOR/PANTHER MPD W/12"RR
 CAB: 4 DOOR 425 HP
 ENGINE: CAT C9
 TRANSMISSION: ALLISON 3000EVS 5-SPD AUT0
 FRONT AXLE: 18,000#
 REAR AXLE: 27,000#

----- PUMP -----

PUMP: HALE QMAX-200 2000 GPM SINGLE STAGE
 INTAKES
 DRIVER SIDE: 6" & 2 1/2"
 OFFICER SIDE: 6"

DISCHARGES
 DRIVER SIDE: (1) 2 1/2" & (1) 4"
 OFFICER SIDE: (1) 2 1/2" & (1) 1 1/2"
 FRONT: (1) 1 1/2"
 REAR: (1) 2 1/2" DS
 DECK GUN: (1) 3"
 OTHER: (2) 1 3/4" SPEEDLAYS

----- TANK -----

TANK: FIBERGLASS
 WATER: 1000
 FOAM: 20
 EXTRA FILLS:
 DUMPS:

----- BODY -----

BODY TYPE: CHALLENGER WB
 MATERIAL: 3/16" ALUMINUM
 COMPARTMENTATION
 DRIVER SIDE: FULL HEIGHT-FULL DEPTH
 OFFICER SIDE: FULL HEIGHT-SPLIT DEPTH
 HOSEBED
 CAPACITY: WB-10
 DIVIDERS: THREE (3)
 HOSE LOAD:

----- MISC. -----

GENERATOR:
 FOAM SYSTEM: HALE FOAMLOGIX 2.1

CUSTOMER APPROVAL:

NAME:
 TITLE:
 DATE:

THIS DRAWING IS A GENERAL CONFIGURATION AND MAY NOT
 NECESSARILY REFLECT ALL CONTRACTUAL REQUIREMENTS.
 CONTRACT SPECIFICATIONS SHALL PREVAIL OVER DRAWING

SALES ENGINEER : RYAN SLAMB

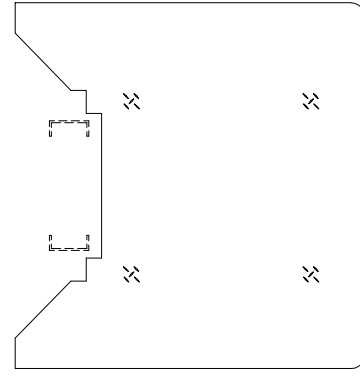
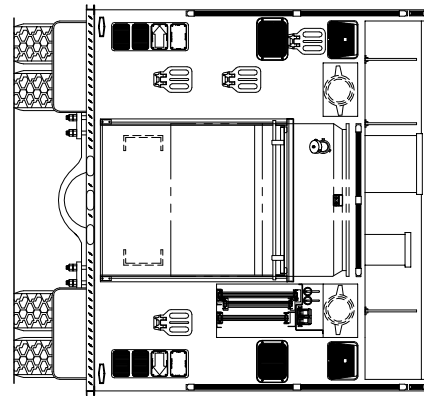


KOVATICH MOBILE EQUIPMENT
 ONE INDUSTRIAL COMPLEX - NESQUEHONING, PA 18240

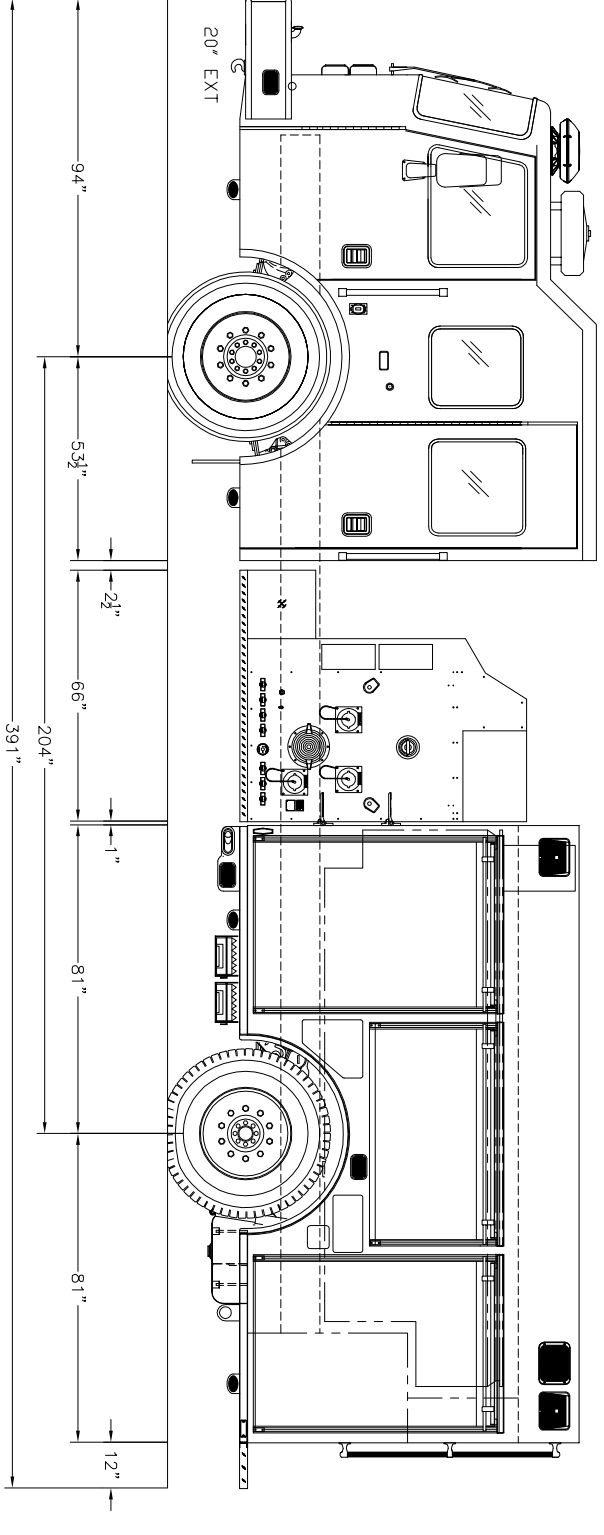
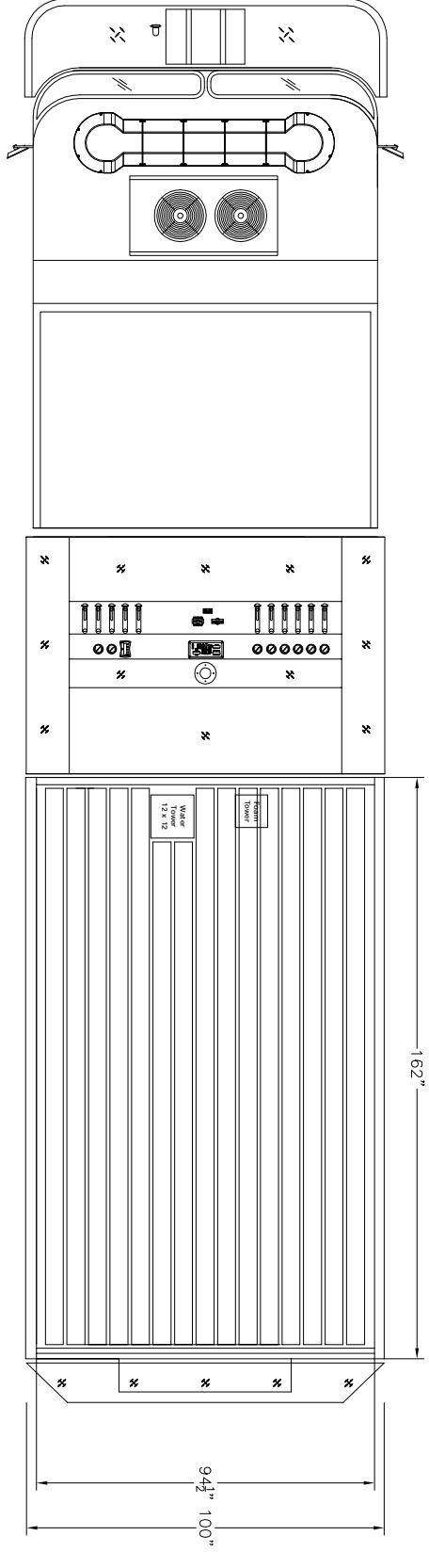
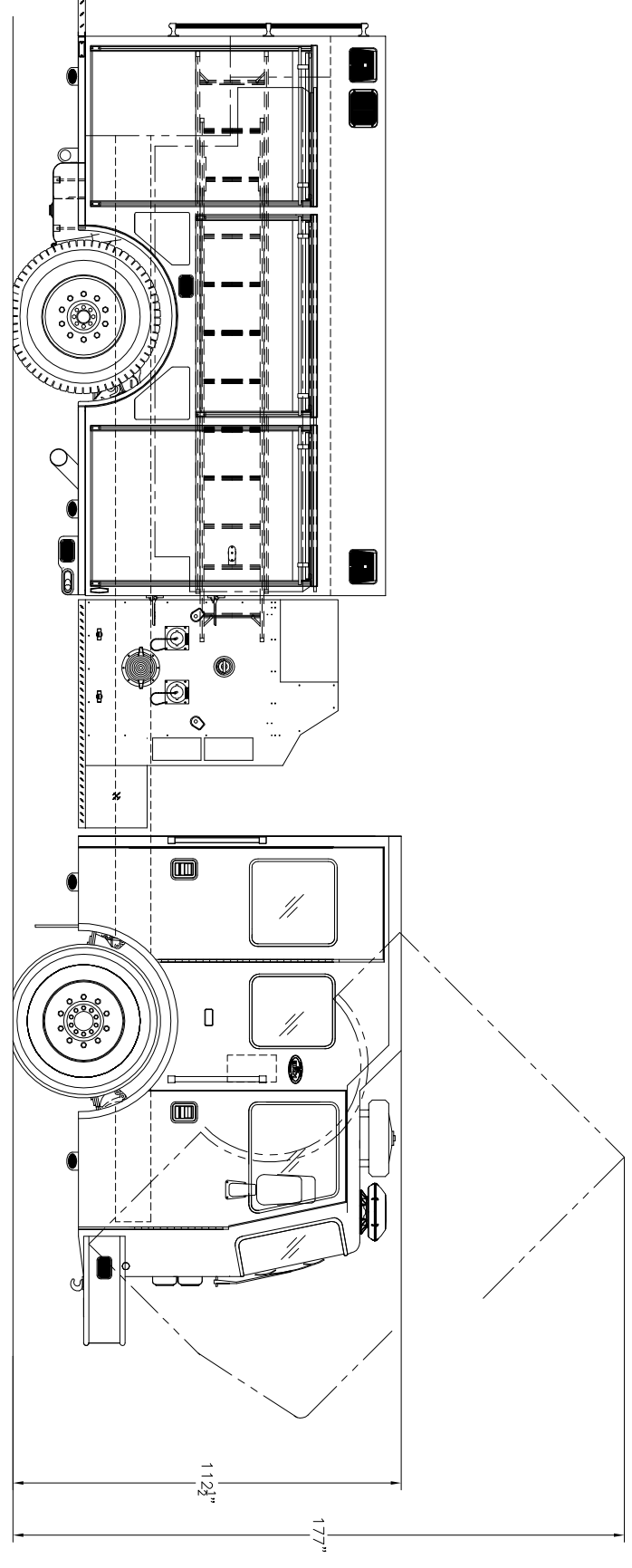
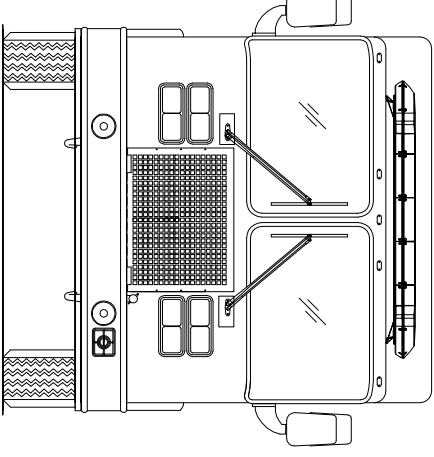
DATE: 4-16-08 SCALE: 1"=24" Dwg Size: DRAWN BY: JIM APPROVED BY: RS
 KME CHALLENGER PUMPER

STOCK

GSO#7273



REAR VIEW OF CAB



Dimensions: 94", 53 1/2", 2 1/2", 66", 20 1/2", 391", 1", 81", 81", 12"